



DEVELOPMENT GATEWAY

2015 ANNUAL REPORT

SOLUTIONS THAT EMPOWER



Reach

in Western Hemisphere

USA • Haiti • Honduras
Colombia • Argentina

This past year has seen the world rally around the launch of Sustainable Development Goals (SDGs) – and calls for a Data Revolution to ensure these objectives are met.

Fifteen years ago, inspired by the Millennium Development Goals (MDGs), Development Gateway emerged as an independent organization. As we reflect on what has been achieved and what has been learned, and prepare for the next fifteen SDG years, our mission to *empower practitioners, governments, and citizens with the knowledge they need to improve lives* is even more relevant today.

Firsthand evidence and our ever-expanding partnership network have reinforced our vision: that *capable individuals with open, accessible, and complete information have the power to demand accountability, increase policy effectiveness, and build a better world.*

Development Gateway (DG) brings to the table not only technical expertise in *producing* data, but experience in ensuring that information is *used* to inform decision making. This past year has seen the expansion of our applied research portfolio, with new qualitative and quantitative projects around government data use. We look forward to sharing our findings with governments and the global development community at large, as we all work to turn the ideals of the Data Revolution into meaningful action.

Internally, our organization continues to create space for experimentation and learning. This past year we held an “innovation challenge,” in which team members pitched new

ideas to address partner needs and enhance the impact of our work. We’re investing in turning these ideas into reality – and look forward to sharing results over the coming year.

With the invaluable support of our partners, DG continues co-creating innovative tools that leverage data to achieve greater development effectiveness. Our organization’s mission and practice go beyond being a technical vendor: as an initiator and implementer at the heart of the Data Revolution, we build bridges between knowledge and action for better development results. We look forward to ensuring the Data Revolution and SDGs become reality.

Sincerely,



Ad Melkert

Chair, Board of Directors

As I take the chair, I would like to thank Dr. Mary O’Kane, our chair since 2009, for her long and distinguished tenure, and her unflagging commitment to DG. We are fortunate that Mary has agreed to continue serving on the board.

Information Management

user friendly tools for better outcomes

Making informed decisions – from where to invest in logistics infrastructure, to where to dig the next well – requires accurate, timely, and accessible information. Technical tools, when designed with the user in mind, can provide this information in support of better-informed decision-making.

The majority of government and development organizations leverage technological solutions to gather and organize key project data. In the case of the United Nations Development Group, these needs are met via the Information Management System – a tool developed by DG to collect and analyze workplans and coordination profiles for 130+ UN offices. The user-friendly reporting module provides quantitative and visual information to both headquarters and country offices, improving in-country coordination and agency effectiveness worldwide.

In addition, DG's Aid Management Platform (AMP) – the software component of our Aid Management Program – continues to provide governments, development partners, and citizens with access to aid information. This year, DG began working with the Government of The Gambia to implement AMP; Uganda's Aid Management Platform became accessible to the public; and, through the AidData partnership, we are working again with the Government of Niger to upgrade their platform and geocode all aid projects in country. DG has also been working with Nepal's Ministry of Finance to implement a humanitarian aid pledge tracker in AMP for post-earthquake support.



Information management tools can provide a wealth of information to those charged with ensuring development effectiveness. When enhanced with user-friendly features – such as reporting modules, maps, dashboards, and other visualizations – these systems can allow techies and non-techies alike to include data in decision making processes.



COUNTRY FOCUS

Kosovo

Since 2009, DG has worked with the Government of Kosovo to implement the Aid Management Program and maintain the Aid Management Platform (AMP). The first to go public, the government and development partners rely on AMP to track over €1.5 billion worth of project commitments.

In June of this year, the Government of Kosovo took full ownership of AMP – becoming an “AMP Graduate” and taking over responsibility for technical and process maintenance. DG worked with the government during this transition to create a sustainability framework, to help government counterparts make long-term decisions around the future management of AMP.



2260

Activities
Recorded



2.38B

Funds
Tracked

Data Uptake

fostering good practices and data-driven analysis

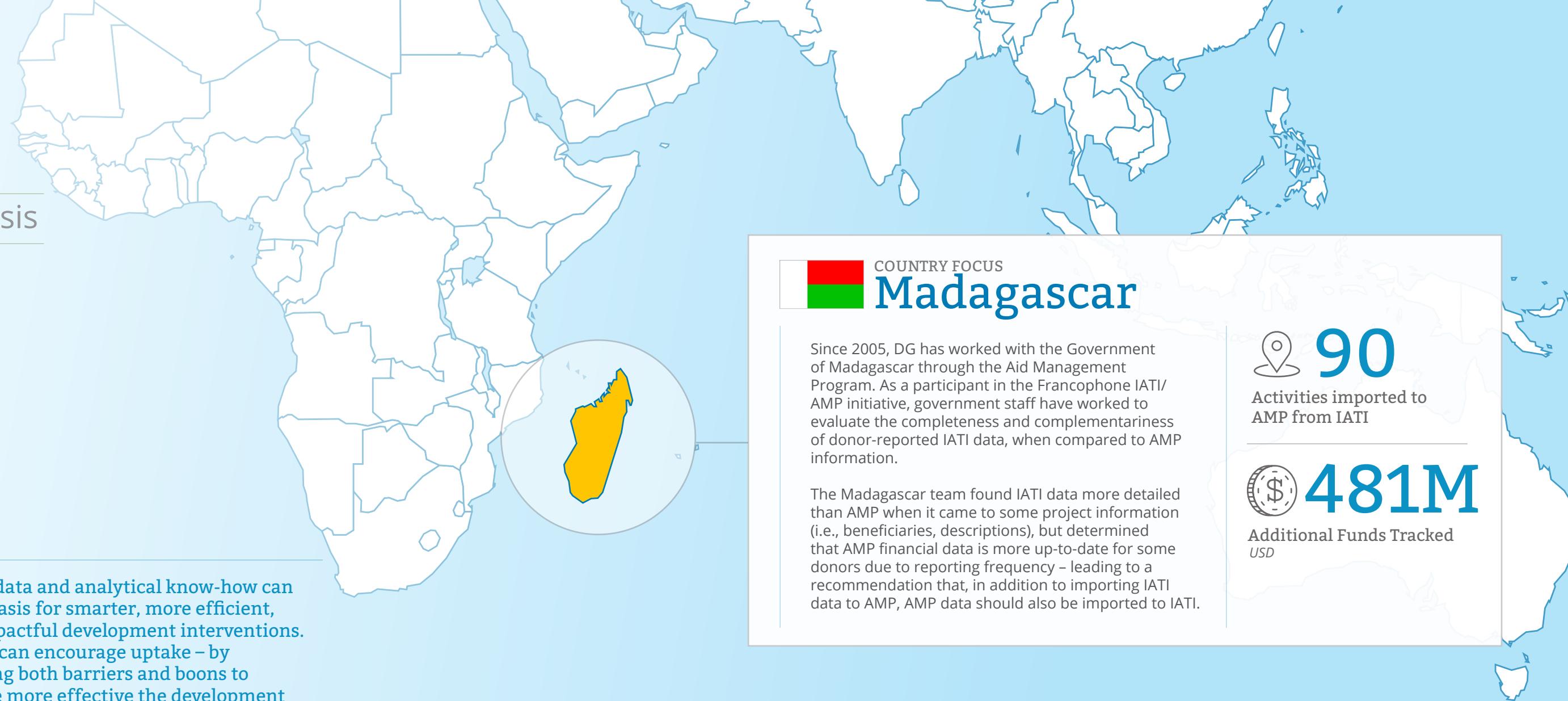
Better results require evidence-based planning. Information technology can improve how we access and understand data. However, an individual's qualitative skills, or ability to analyze information, remain just as important as software code in ensuring development effectiveness.

Data uptake plays a central role to DG's work – and will be key to facilitating a Data Revolution for the Sustainable Development Goals. To this end, we have been spearheading applied research projects into how governments use data in decision making processes. Last year, DG conducted a study seeking to understand government data use in Nepal. Through interviews with government, donor agencies, and civil society, we “mapped” the government data ecosystem in country, and provided recommendations back to the government on how to increase data-driven decisions.

Expanding on this work, DG is currently leading two multi-country initiatives to better understand and encourage data uptake. In Francophone Africa, we have been evaluating and incorporating IATI Standard data with AMP data – full findings and recommendations will be published in early 2016. We have also launched a Results Data Initiative, which seeks to identify ways to improve the quality and utility of results data in the health and agriculture sectors. A study of results management “ecosystems” and a crosswalk of results data will help to improve short-term use and long-term sharing of results information.



Both quality data and analytical know-how can provide the basis for smarter, more efficient, and more impactful development interventions. The more we can encourage uptake – by understanding both barriers and boons to data use – the more effective the development community can become.



COUNTRY FOCUS

Madagascar

Since 2005, DG has worked with the Government of Madagascar through the Aid Management Program. As a participant in the Francophone IATI/AMP initiative, government staff have worked to evaluate the completeness and complementarity of donor-reported IATI data, when compared to AMP information.

The Madagascar team found IATI data more detailed than AMP when it came to some project information (i.e., beneficiaries, descriptions), but determined that AMP financial data is more up-to-date for some donors due to reporting frequency – leading to a recommendation that, in addition to importing IATI data to AMP, AMP data should also be imported to IATI.



90

Activities imported to AMP from IATI



481M

Additional Funds Tracked
USD

Openness & Engagement

working to close the feedback loop

More and more in the development community agree that, to ensure a lasting and positive impact, everyone must have a seat at the table. Sustainable change requires buy-in from everyone involved, from the parliamentarian to the rural citizen. This buy-in can be fostered through mutual information sharing – a true “feedback loop” of ideas and discussion based on mutual transparency and trust.

For years, DG has tried to foster this “feedback loop” with our partners, facilitating annual Aid Management Program Good Practices Workshops with partner governments. This past year marked our seventh conference, co-hosted by the Government of Nepal. Bringing together representatives from ten governments, as well as a handful of civil society organizations, this workshop allowed AMP users to share good practices, provide feedback, and learn from the experiences of others.

Outside of the Aid Management Program, DG is working on creating tools and communities of practice that mainstream citizen voice. From education in Kibera to national priority sectors in Tanzania, we’ve been building platforms that integrate feedback mechanisms to connect policymakers with community members. We have also continued our support of the innovative Feedback Labs, of which DG is a co-founding organization, host, and consortium member. This year, Feedback Labs debuted its Feedback Toolkit – helping organizations evaluate and enhance their own feedback loops.



Ensuring openness and engagement are built into projects from the beginning is key to ensuring a sustainable impact. Whether through in-person gatherings or technological means, feedback loops help ensure that everyone has a voice – and plays a role – in changing their community for the better.



COUNTRY FOCUS

Kenya

Parents, teachers, and governments all want to work together to provide children with the best education possible. But sometimes, basic school information – such as location, fees, or class size – is inaccessible or out of date. This is especially true in many urban slum areas, like the Kibera slum surrounding Nairobi.

Through Open Schools Kenya (OSK) every school in Kibera has been mapped, photographed, and surveyed by citizens, for citizens. Accessible on- and offline, OSK “opens” education information. Through a profile “comment” mechanism and community townhall events, OSK has begun a community dialogue on ways to improve education quality and access.



328 Schools
Mapped
by OSK



53,139 Students
Counted
in Kibera

Our Partners

Development Gateway’s work has been made possible through the generosity, vision, and support of our partners. This support has helped further research and innovation, create global public goods, and foster collaborative initiatives to make international development assistance more effective.

Listed here are the organizations that have funded or worked with Development Gateway during the time period covered by this report.

Project Partners and Funders

- African Development Bank
- Asian Development Bank
- The Bill & Melinda Gates Foundation
- Department for International Development, United Kingdom
- European Commission
- French Ministry of Foreign Affairs and International Development
- Fund For Shared Insight
- International Finance Corporation
- Japan International Cooperation Agency (JICA)
- National governments in partner countries
- NESTA
- Plan International
- United Nations Development Programme
- United States Agency for International Development
- The William and Flora Hewlett Foundation
- The World Bank

Technical Partners

- The College of William & Mary
- Brigham Young University
- Centro Studi Politica Internazionale
- Copenhagen Business School
- DEXIS Consulting Group
- Esri
- The International Solutions Group
- Keystone
- Open Development Technology Alliance
- Organisation for Economic Co-operation and Development (OECD)
- Robert S. Strauss Center’s Climate Change and African Political Stability (CCAPS) Program at the University of Texas at Austin
- University of Maryland – College Park

Memberships

- AidData Consortium (DG is a co-founder)
- Feedback Labs (DG is a co-founder, host, and institutional member)
- Global Partnership for Sustainable Development Data
- International Aid Transparency Initiative
- Joined-Up Data Alliance
- Open Aid Partnership
- OpenGov Hub (DG is a co-founder)

Governance Board of Directors*

Adrianus Melkert (Chair)

Senior Fellow, Results for Development Institute;
Independent senior adviser on corporate social responsibility,
international public affairs, and employment strategies

Motoo Kusakabe (Vice Chair)

Founder, the Open City Foundation

V.S. Subrahmanian

(Board Secretary and Chair of the Audit Committee)
Director, Institute of Advanced Computer Science,
University of Maryland

Rudolf Haggenmueller

(Chair of the Finance Committee)
Vice President, Cirquent GmbH; Professor, Munich
University; Chairman, Information Technology for European
Advancement, the EUREKA Cluster on Software-Intensive
Systems and Services

Olivier Brochenin

Sous-Directeur, French Ministry of Foreign Affairs;
Representing the Government of France

Matthew Williams

Counselor, Embassy of Australia;
Representing the Government of Australia

Brenda Killen

Deputy Director, Development Coordination Directorate;
Representing OECD

Julián Casasbuenas

Director, Colnodo (Colombia Country Gateway)

Mary O’Kane

Executive Chairman, Mary O’Kane & Associates Pty. Ltd.

Ngozi-Okonjo-Iweala

Senior Advisor, Lazard

Jean-Louis Sarbib

Chief Executive Officer, Development Gateway;
Ex-officio non-voting member

**As of November 2015*

Development Gateway Executive Team

Jean-Louis Sarbib

Chief Executive Officer

Catalin Andrei

Senior Director of Information Technology

Nancy Choi

Senior Director of Operations,
Co-Executive Director of AidData

Abdoulaye Diatta

Controller

Dustin Homer

Director of Engagement and Partnerships

Josh Powell

Director of Innovation

Financials

Statement of Financial Position

Years ended June 30 (in thousands of USD)

	2015	2014
Assets		
Cash and Cash Equivalents	1,809	857
Prepaid Expenses and Other	927	1,650
Property and Equipment Net	92	96
Total Assets	2,828	2,603

Liabilities and Net Assets

Accounts Payable and Accrued Liabilities	362	506
Deferred Revenue	897	810
Total Noncurrent Liabilities	425	203
Total Liabilities	1,684	1,519
Unrestricted Net Assets	1,144	1,084
Total Liabilities and Net Assets	2,828	2,603

Statement of Activities

Years ended June 30 (in thousands of USD)

	2015	2014
Revenue		
Grants	211	243
In-Kind Contributions	880	1,086
Contracts	5,211	5,574
Currency Loss and Other Income	389	253
Total Revenue	6,691	7,156
Expenses		
Program Activities		
Grants	95	83
Contracts	4,749	4,884
Total Program Activities	4,844	4,967
Support Services		
Fundraising	280	141
Management and General	1,507	1,455
Total Support Services	1,787	1,596
Total Expenses	6,631	6,563
Change in Unrestricted Net Assets	60	593
Unrestricted Net Assets, Beginning of Year	1,084	491
Unrestricted Net Assets, End of Year	1,144	1,084



Development Gateway’s consolidated (Development Gateway and Development Gateway International) financial statements are audited by Gelman, Rosenberg & Freedman. Please visit www.developmentgateway.org for the complete audit report.

Reach in Eastern Hemisphere

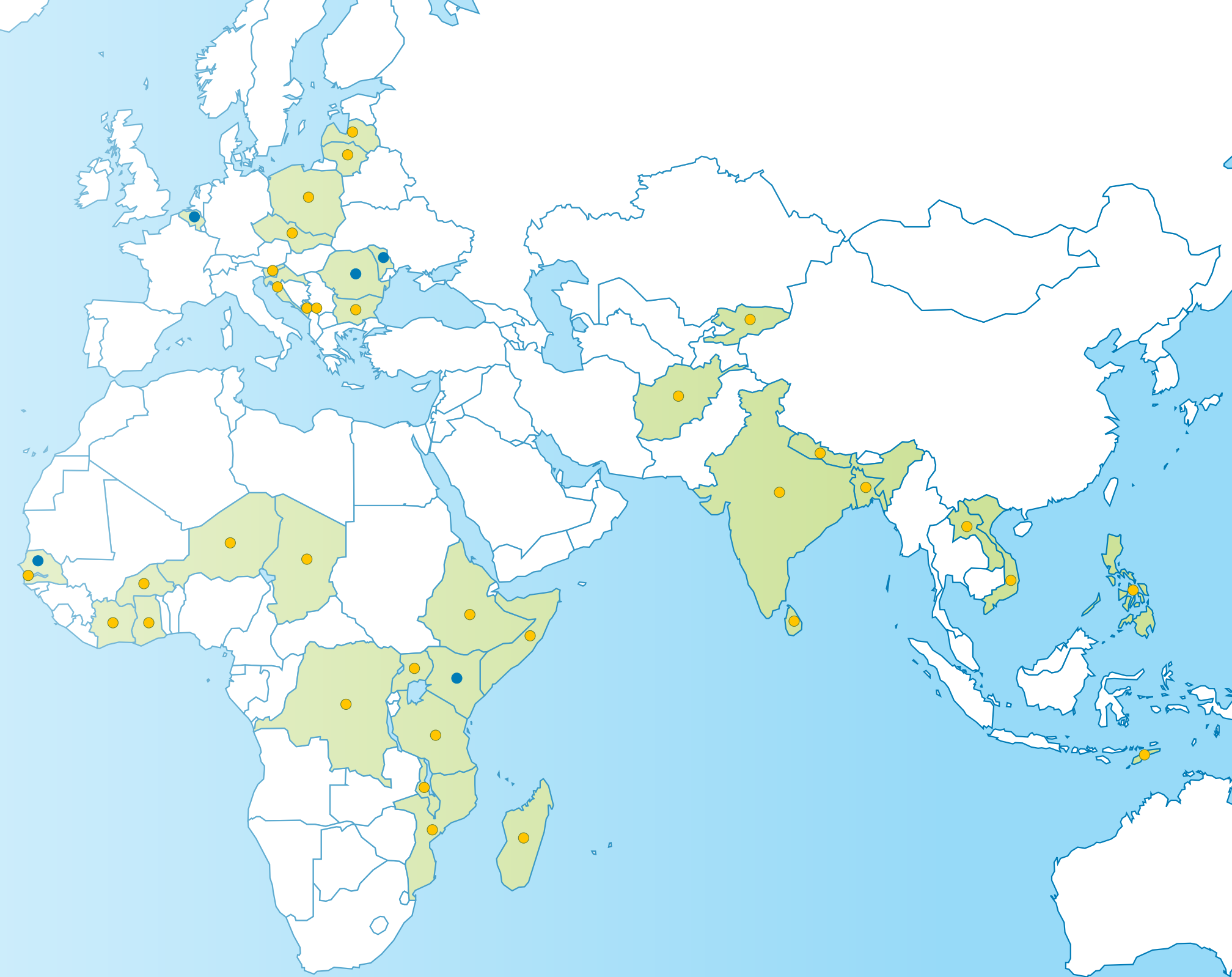
Belgium • Moldova • Romania • Kosovo • Bulgaria • Croatia • Czech Republic
Hungary • Latvia • Lithuania • Malta • Poland • Slovenia • The Gambia
Cote d'Ivoire • Ghana • Burkina Faso • Chad • Niger • South Sudan • Ethiopia
Somalia • Kenya • Tanzania • Uganda • Senegal • Malawi • Mozambique
Madagascar • DRC • Kyrgyz Republic • Afghanistan • Timor-Leste
Nepal • India • Bangladesh • Sri Lanka • Lao PDR • Vietnam • Philippines

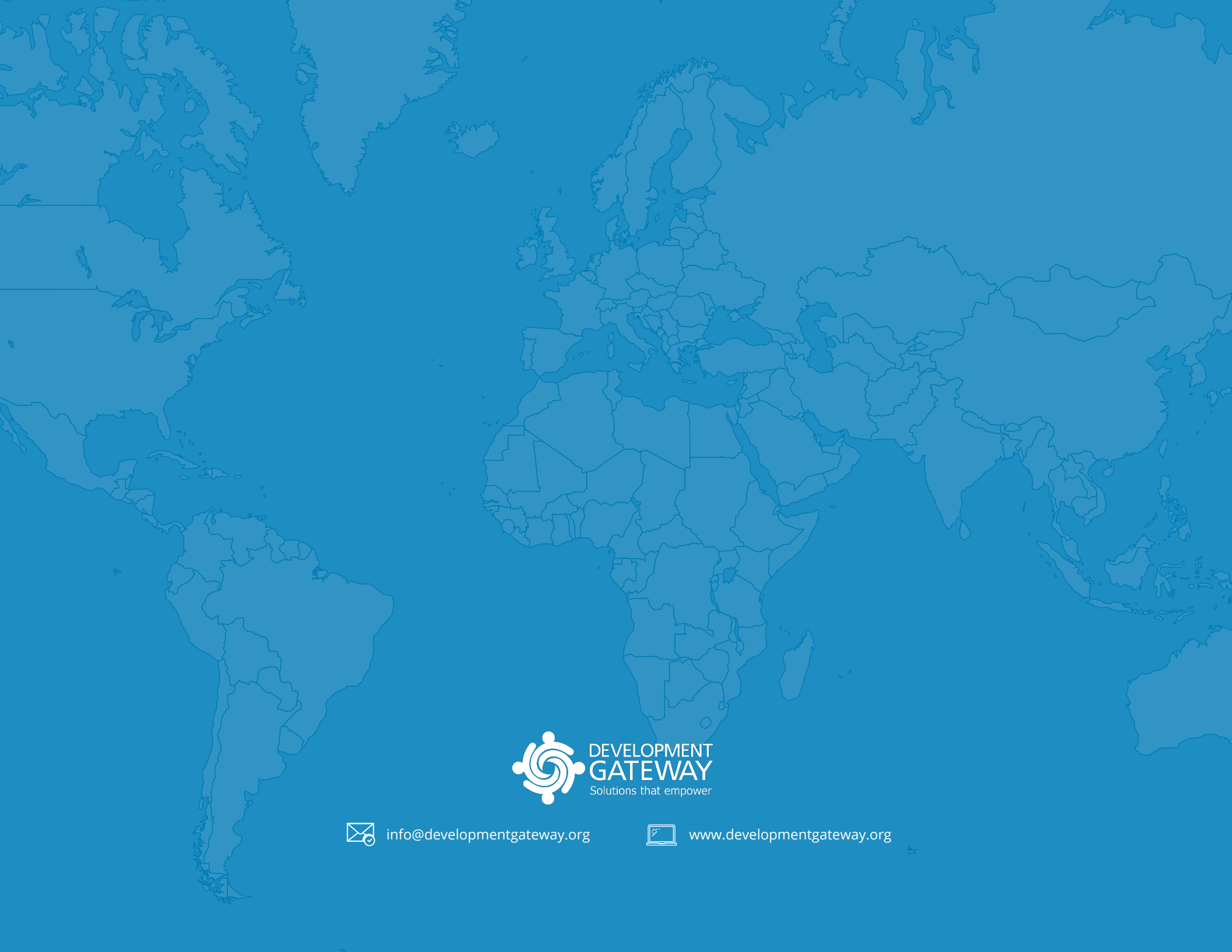
Thank you for your support

Development Gateway is a non-profit organization delivering innovative solutions to people on the front lines of international development. Whether government policymakers, aid workers, or concerned citizens, we work behind the scenes to enable others to make a difference.

Development Gateway, Inc.
1110 Vermont Ave NW, Suite 500
Washington, DC 20005 USA
Tel: +1.202.572.9200

Development Gateway International, asbl
49 rue de Trèves
1040 Brussels, Belgium
Tel: +32.2.285.06.11





info@developmentgateway.org



www.developmentgateway.org